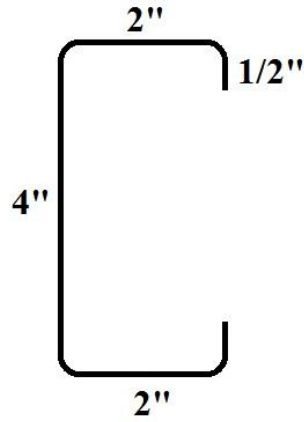
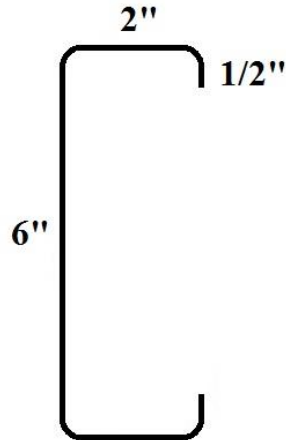


4" Cee



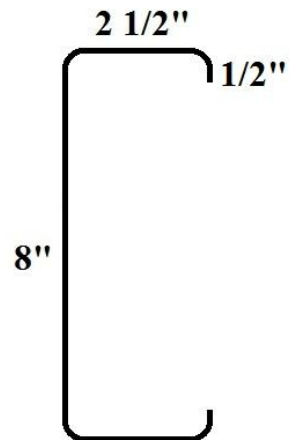
Dimensions	Length	Thickness	Finish
2" x 4" x 2"	20'	14 Gauge	Primed

6" Cee



Dimensions	Length	Thickness	Finish
2" x 6" x 2"	20'	14 Gauge	Primed

8" Cee



Dimensions	Length	Thickness	Finish
2 1/2" x 8" x 2 1/2"	20'	14 Gauge	Primed
2 1/2" x 8" x 2 1/2"	25'	14 Gauge	Primed
2 1/2" x 8" x 2 1/2"	30'	14 Gauge	Primed